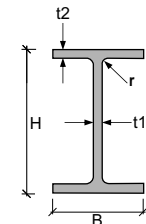
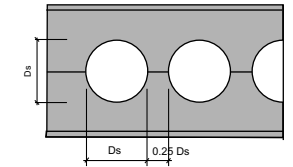
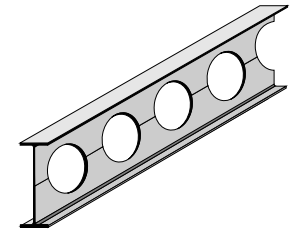




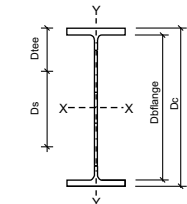
## SECTION PROPERTIES OF CELL-FORM

METRIC SIZE

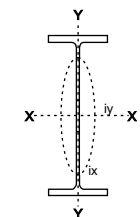
SECTIONAL INDEX		WEIGHT	DEPTH OF SECTION		WIDTH OF SECTION	THICKNESS		CORNER RADIUS	DEPTH OF CELL FORM HOLE	DEPTH OF CELL FORM TEE	DEPTH BETWEEN FLANGE	SECTION AREA		MOMENT OF INERTIA		RADIUS OF GYRATION		MODULUS OF SECTION	
			Original	Cell Form		Web	Flange					Max	Min	Ix	Iy	ix	iy	Zx	Zy
Original	Cell-Form	kg/m	H	Dc	B	t1	t2	r	Ds	Dtee	Dbflange	Gross	Net	cm <sup>4</sup>	cm <sup>4</sup>	cm	cm	cm <sup>3</sup>	cm <sup>3</sup>
mm	mm		mm	mm	mm	mm	mm	mm	mm	mm	mm	cm <sup>2</sup>	cm <sup>2</sup>	cm <sup>4</sup>	cm <sup>4</sup>	cm	cm	cm <sup>3</sup>	cm <sup>3</sup>
100 X 100	150 x 100	16.27	100	150	100	6	8	10	103	23	134	25.0	18.8	908.9	134.0	7.0	2.7	121.2	26.8
150 X 75	225 x 75	12.78	150	225	75	5	7	8	155	35	211	21.7	14.0	1586.2	49.5	10.7	1.9	141.0	13.2
150 X 150	225 x 150	29.75	150	225	150	7	10	11	155	35	205	45.6	34.7	3897.8	563.0	10.6	4.0	346.5	75.1
200 X 100	300 x 100	19.44	200	300	100	5.5	8	11	206	47	284	32.8	21.5	4322.8	134.0	14.2	2.5	288.2	26.8
	300 x 99	16.54	198	300	99	4.5	7	11	210	45	286	27.9	18.4	3732.3	114.0	14.2	2.5	248.8	23.0
200 X 200	300 x 200	47.10	200	300	200	8	12	13	206	47	276	71.8	55.3	11159.9	1600.0	14.2	5.4	744.0	160.0
	375 x 125	26.98	250	375	125	6	9	12	258	59	357	45.4	29.9	9516.5	294.0	17.8	3.1	507.5	47.0
250 X 125	375 x 124	23.33	248	375	124	5	8	12	262	57	359	39.2	26.1	8351.7	255.0	17.9	3.1	445.4	41.1
	375 x 250	68.32	250	375	250	9	14	16	258	59	347	103.8	80.6	25510.2	3650.0	17.8	6.7	1360.5	292.0
300 X 150	450 x 150	33.55	300	450	150	6.5	9	13	309	70	432	56.8	36.7	16943.9	508.0	21.5	3.7	753.1	67.7
	450 x 149	29.17	298	450	149	5.5	8	13	313	68	434	49.4	32.2	14905.3	442.0	21.5	3.7	662.5	59.3
300 X 300	450 x 300	88.76	300	450	300	10	15	18	309	70	420	135.3	104.3	47919.5	6750.0	21.4	8.0	2129.8	450.0
	525 x 175	45.11	350	525	175	7	11	14	361	82	503	75.8	50.5	31912.4	984.0	25.1	4.4	1215.7	112.5
350 X 175	525 x 174	37.65	346	525	174	6	9	14	369	78	507	63.8	41.6	26499.6	792.0	25.2	4.4	1009.5	91.0
	525 x 350	129.25	350	525	350	12	19	20	361	82	487	195.5	152.3	95108.4	13599.9	25.0	9.5	3623.2	777.1
400 X 200	600 x 200	59.94	400	600	200	8	13	16	412	94	574	100.6	67.6	55799.0	1740.0	28.7	5.1	1860.0	174.0
	600 x 199	51.37	396	600	199	7	11	16	421	90	578	86.9	57.4	47743.1	1450.0	28.8	5.0	1591.4	145.7
450 X 200	675 x 200	68.66	450	675	200	9	14	18	464	106	647	117.6	75.9	78909.5	1870.0	32.2	5.0	2338.1	187.0
	750 x 200	80.28	500	750	200	10	16	20	515	117	718	140.0	88.4	113123.5	2140.0	35.8	4.9	3016.6	214.0
600 X 200	900 x 200	94.11	600	900	200	11	17	22	618	141	866	168.4	100.4	184605.2	2279.9	42.9	4.8	4102.3	228.0
588 X 300	900 x 300	136.46	588	900	300	12	20	28	643	128	860	231.1	153.9	286789.2	9019.9	43.2	7.7	6373.1	601.3
400 X 400	600 x 400	162.21	400	600	400	13	21	22	412	94	558	245.5	191.9	157075.6	22399.9	28.6	10.8	5235.9	1120.0
700 X 300	1050 x 300	165.42	700	1050	300	13	24	28	722	164	1002	282.4	188.6	473991.0	10799.9	50.1	7.6	9028.4	720.0
800 X 300	1200 x 300	185.76	800	1200	300	14	26	28	825	188	1148	325.1	209.7	691563.8	11699.8	57.4	7.5	11526.1	780.0



ORIGINAL SECTION



CELL FORM SECTION



### DIMENSIONAL TOLERANCE

Flange width (B) (mm)	Depth (Dc) (mm)			Depth of cell form hole (Ds) (mm)
	Under 400	400 - 600	600 & over	
± 3.0	± 4.0	± 5.0	± 6.0	± 3.0

### MECHANICAL PROPERTIES

Classification	Yield Point N / mm <sup>2</sup> Thickness (mm)		Tensile Strength N / mm <sup>2</sup>	Elongation % Thickness (mm)		
	16 or Under	Over 16		5 or Under	5 to 16	Over 16
JIS G 3101 SS 400	245	235	400 - 510	21	17	21

### CHEMICAL COMPOSITION

GRADE	Chemical Composition (%)				
	C	Si	Mn	P	S
SS 400	-	-	-	0.05 max	0.05 max

### WELDING

- As per AWS
- Welding material: E 6013

**HEAD OFFICE & FACTORY**  
Jl. Imam Bonjol 4, Warung Bongkok,  
Sukadana, Cikarang Barat,  
Bekasi 17520, West Java, INDONESIA

Sales Department

Phone DID : (62-21) 898 38 161 - 167

Phone Flexy :

(021) 7085 3164 - 165

(021) 7085 3169

Fax : (62-21) 8910 - 7711,

(62-21) 8900-555 / 976 / 977

e-mail : pjl01@grdsteel.com

pjl02@grdsteel.com